

# THE LONDON RESORT

## The London Resort Development Consent Order

BC080001

### Environmental Statement Volume 3: Figures

#### Figure 12.48 Dormouse Habitat Impacts Plan

Document reference: 6.3.12.48

Revision: 00

December 2020

Planning Act 2008

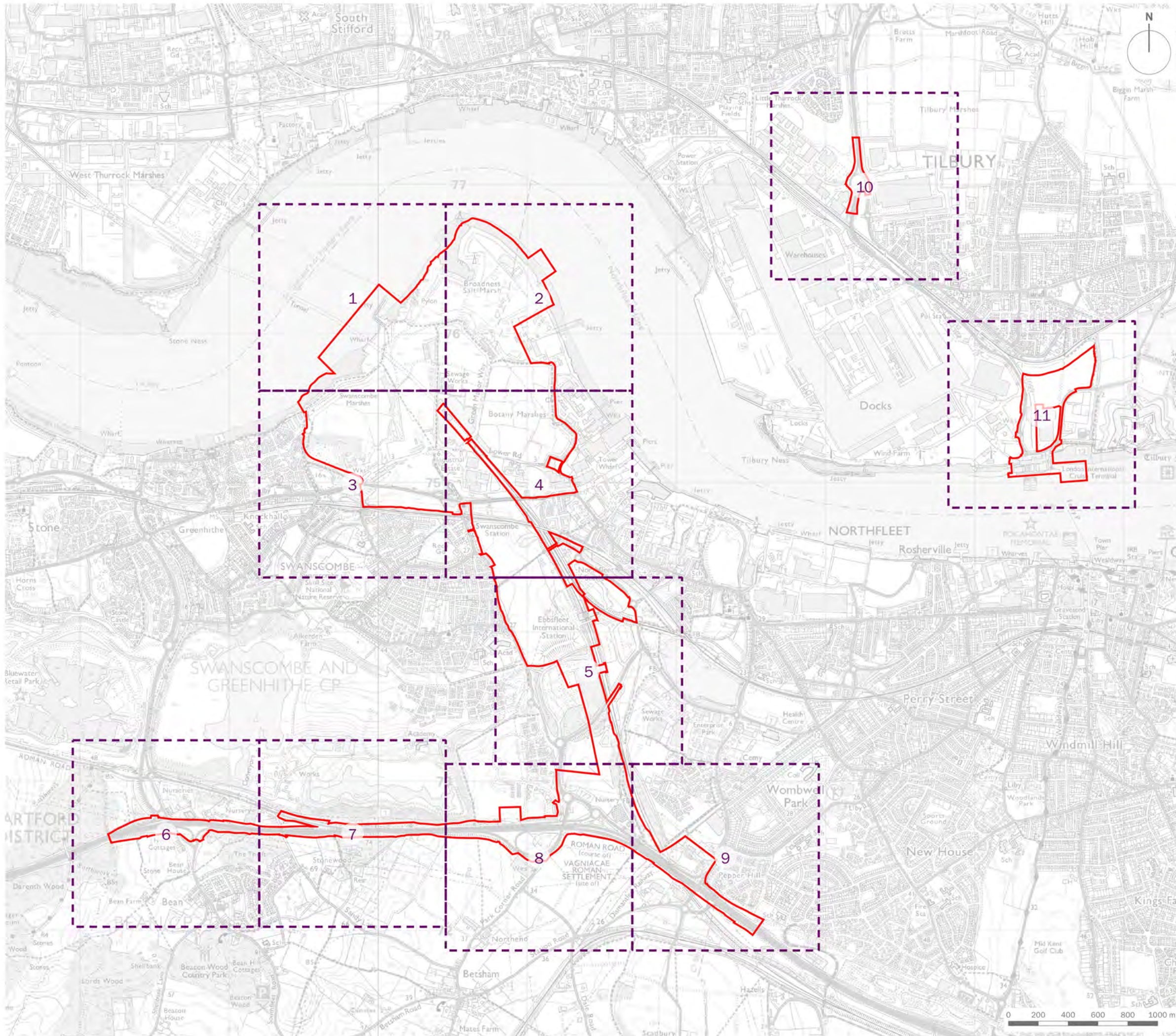
The Infrastructure Planning (Applications: Prescribed Forms and Procedure) Regulations 2009

Regulation 5(2)(a)

The Infrastructure Planning (Environmental Impact Assessment) Regulations 2017

Regulation 12(1)

[This page is intentionally left blank]



**Order Limits**

**Built Development Boundary**

**Dormouse Habitat Type**

- Broadleaved Semi-natural Woodland
- Broadleaved Plantation Woodland
- Dense/continuous Scrub
- Scattered Scrub over Poor Semi-improved Grassland

**Impact Assessment Type**

- Lost Dormouse Habitat
- Retained Dormouse Habitat
- Enhanced Dormouse Habitat

**Impact Assessment**

Total loss of 51.13ha of suitable dormouse habitat, including:

**Broadleaved Semi-natural Woodland (high to moderate quality dormouse habitat)**  
 = 4.42ha lost from a total of 21.78ha existing (c. 20.29% of the existing total), 17.36ha retained.

**Broadleaved Plantation Woodland (moderate to low quality dormouse habitat)**  
 = 0.55ha lost from a total of 3.91ha existing (c. 14% of the existing total), 3.36ha retained.

**Dense/continuous Scrub (moderate quality)**  
 = 38.72ha from a total of 83.41ha existing (c. 46.42% of the existing total), 44.69ha retained.

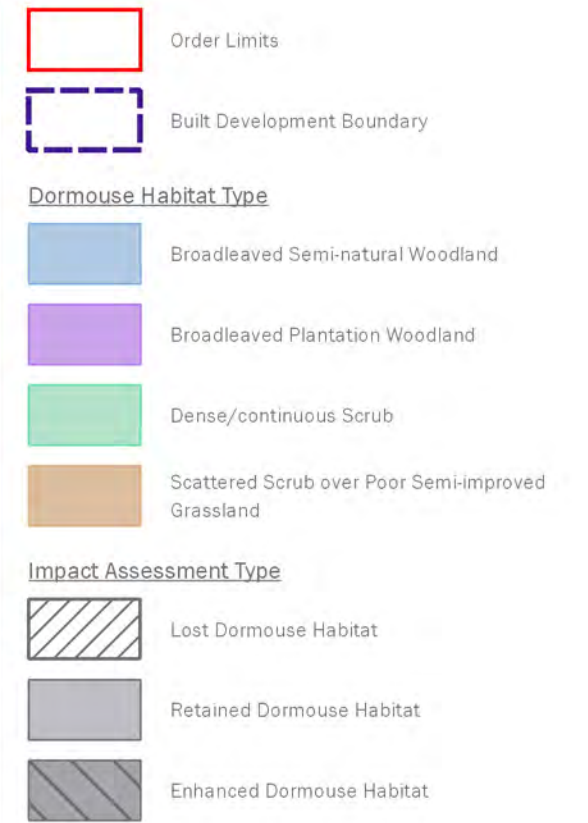
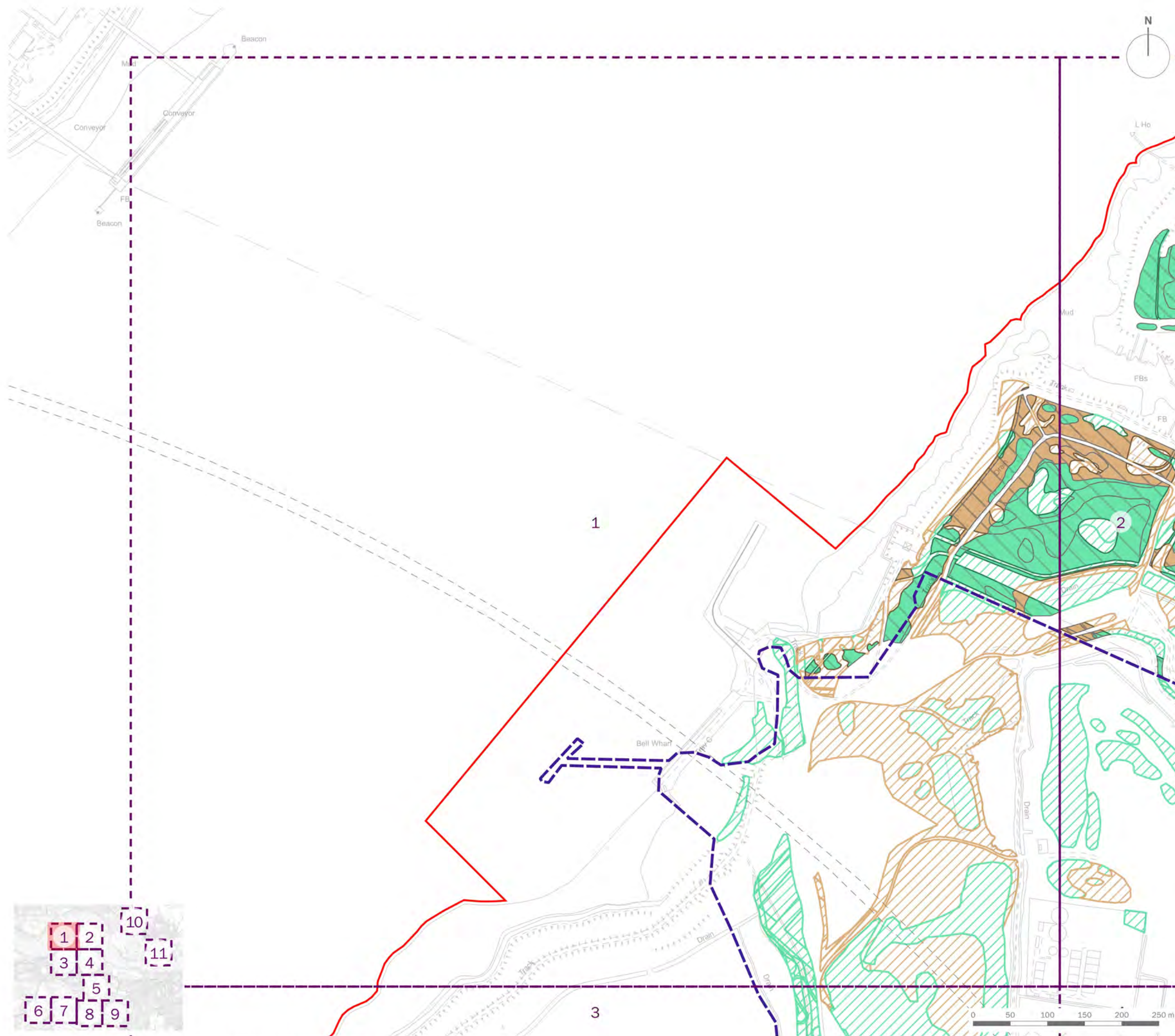
**Scattered Scrub over Poor Semi-improved Grassland (low quality)**  
 = 7.44ha from a total of 12.56ha existing (59.22% of the existing total), 5.12ha retained.

client  
**London Resort Company Holdings Limited**

project title  
**The London Resort**

drawing title  
**Figure 12.48: Dormouse Habitat Impacts Plan**

date **17 DECEMBER 2020** drawn by **RB**  
 drawing number **edp5988\_d128c** checked **JB**  
 scale **1:25,000 @ A3** QA **JTF**



**Impact Assessment**

Total loss of 51.13ha of suitable dormouse habitat, including:

**Broadleaved Semi-natural Woodland (high to moderate quality dormouse habitat)**  
 = 4.42ha lost from a total of 21.78ha existing (c. 20.29% of the existing total), 17.36ha retained.

**Broadleaved Plantation Woodland (moderate to low quality dormouse habitat)**  
 = 0.55ha lost from a total of 3.91ha existing (c. 14% of the existing total), 3.36ha retained.

**Dense/continuous Scrub (moderate quality)**  
 = 38.72ha from a total of 83.41ha existing (c. 46.42% of the existing total), 44.69ha retained.

**Scattered Scrub over Poor Semi-improved Grassland (low quality)**  
 = 7.44ha from a total of 12.56ha existing (59.22% of the existing total), 5.12ha retained.

client  
**London Resort Company Holdings Limited**

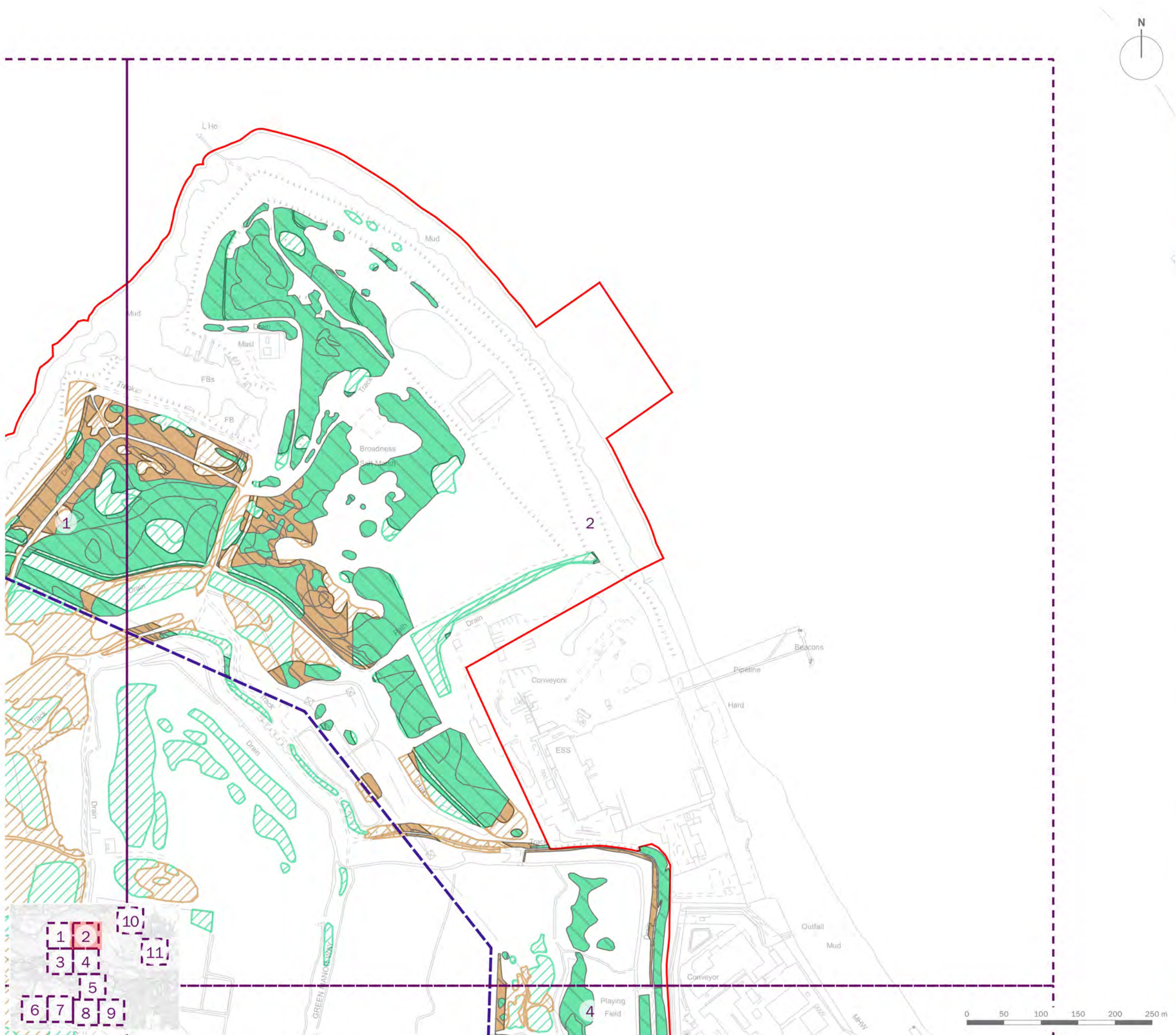
project title  
**The London Resort**

drawing title  
**Figure 12.48: Dormouse Habitat Impacts Plan (Sheet 1 of 11)**

date	<b>17 DECEMBER 2020</b>	drawn by	<b>RB</b>
drawing number	<b>edp5988_d128c</b>	checked	<b>JB</b>
scale	<b>1:5,000 @ A3</b>	QA	<b>JTF</b>



Registered office: 01285 740427 - www.edp-uk.co.uk - info@edp-uk.co.uk



**Order Limits**

**Built Development Boundary**

**Dormouse Habitat Type**

- Broadleaved Semi-natural Woodland
- Broadleaved Plantation Woodland
- Dense/continuous Scrub
- Scattered Scrub over Poor Semi-improved Grassland

**Impact Assessment Type**

- Lost Dormouse Habitat
- Retained Dormouse Habitat
- Enhanced Dormouse Habitat

**Impact Assessment**

Total loss of 51.13ha of suitable dormouse habitat, including:

**Broadleaved Semi-natural Woodland (high to moderate quality dormouse habitat)**  
 = 4.42ha lost from a total of 21.78ha existing (c. 20.29% of the existing total), 17.36ha retained.

**Broadleaved Plantation Woodland (moderate to low quality dormouse habitat)**  
 = 0.55ha lost from a total of 3.91ha existing (c. 14% of the existing total), 3.36ha retained.

**Dense/continuous Scrub (moderate quality)**  
 = 38.72ha from a total of 83.41ha existing (c. 46.42% of the existing total), 44.69ha retained.

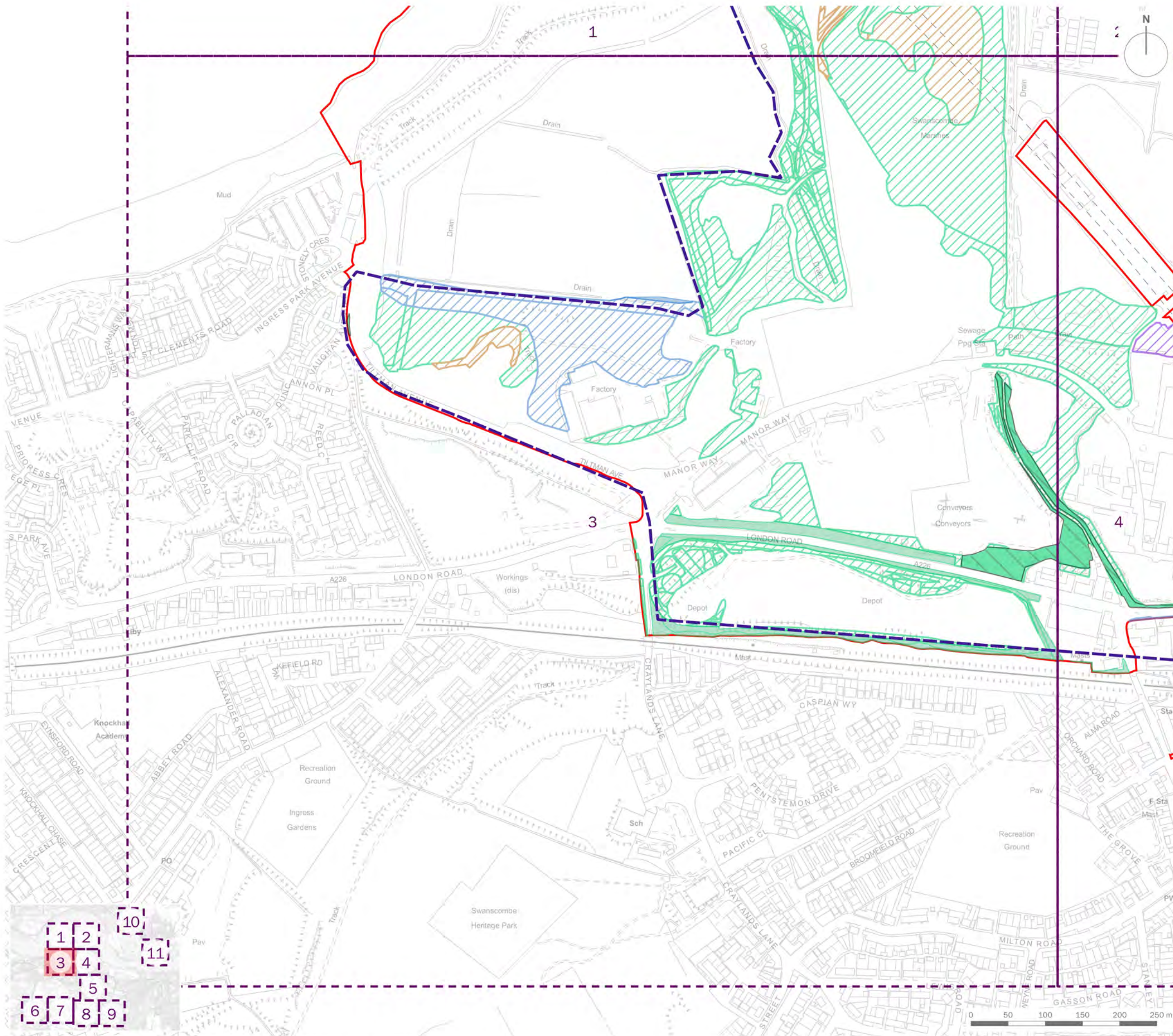
**Scattered Scrub over Poor Semi-improved Grassland (low quality)**  
 = 7.44ha from a total of 12.56ha existing (59.22% of the existing total), 5.12ha retained.

client  
**London Resort Company Holdings Limited**

project title  
**The London Resort**

drawing title  
**Figure 12.48: Dormouse Habitat Impacts Plan (Sheet 2 of 11)**

date	<b>17 DECEMBER 2020</b>	drawn by	<b>RB</b>
drawing number	<b>edp5988_d128c</b>	checked	<b>JB</b>
scale	<b>1:5,000 @ A3</b>	QA	<b>JTF</b>



**Order Limits**

**Built Development Boundary**

**Dormouse Habitat Type**

- Broadleaved Semi-natural Woodland
- Broadleaved Plantation Woodland
- Dense/continuous Scrub
- Scattered Scrub over Poor Semi-improved Grassland

**Impact Assessment Type**

- Lost Dormouse Habitat
- Retained Dormouse Habitat
- Enhanced Dormouse Habitat

**Impact Assessment**

Total loss of 51.13ha of suitable dormouse habitat, including:

**Broadleaved Semi-natural Woodland (high to moderate quality dormouse habitat)**  
 = 4.42ha lost from a total of 21.78ha existing (c. 20.29% of the existing total), 17.36ha retained.

**Broadleaved Plantation Woodland (moderate to low quality dormouse habitat)**  
 = 0.55ha lost from a total of 3.91ha existing (c. 14% of the existing total), 3.36ha retained.

**Dense/continuous Scrub (moderate quality)**  
 = 38.72ha from a total of 83.41ha existing (c. 46.42% of the existing total), 44.69ha retained.

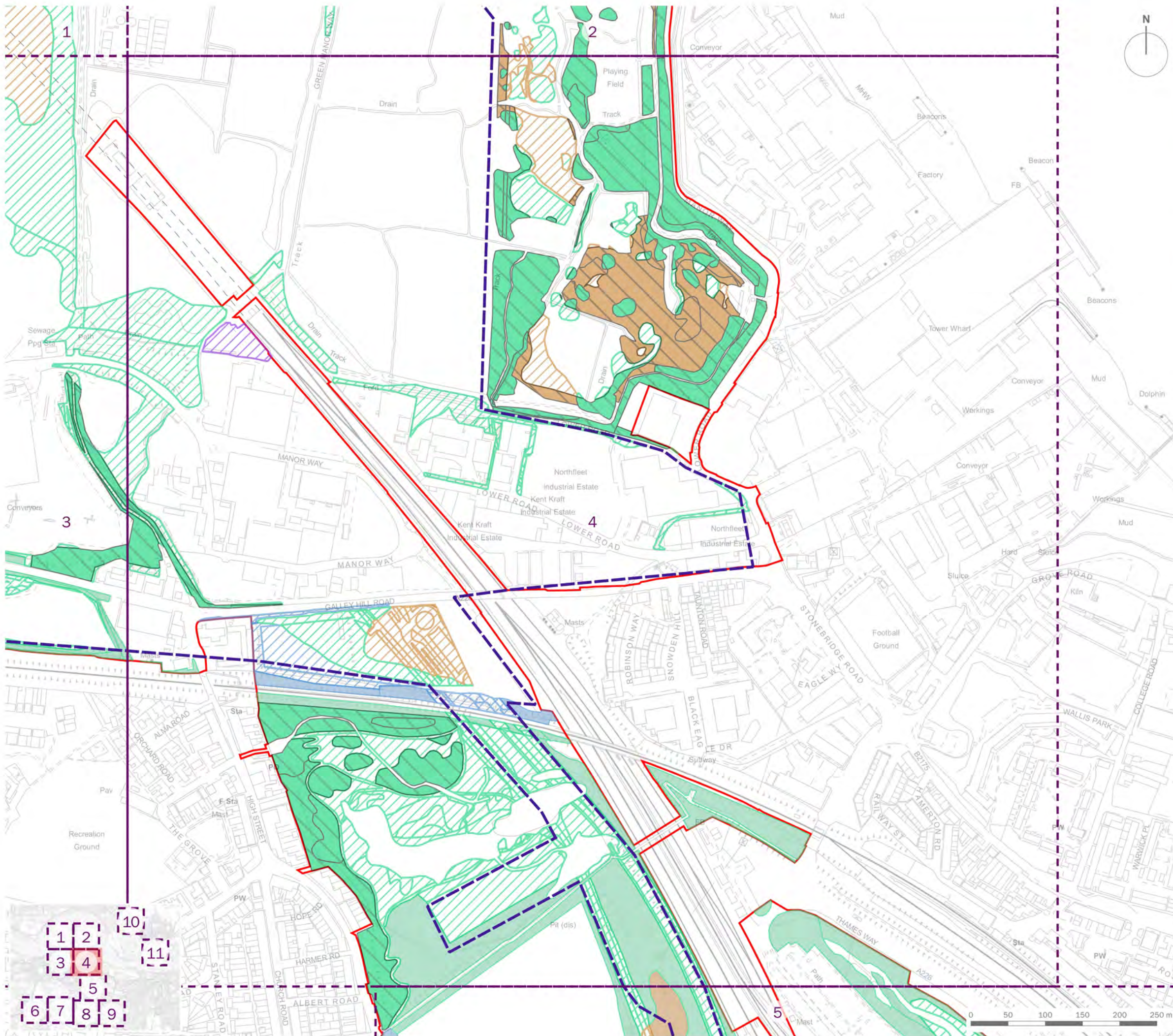
**Scattered Scrub over Poor Semi-improved Grassland (low quality)**  
 = 7.44ha from a total of 12.56ha existing (59.22% of the existing total), 5.12ha retained.

client  
**London Resort Company Holdings Limited**

project title  
**The London Resort**

drawing title  
**Figure 12.48: Dormouse Habitat Impacts Plan (Sheet 3 of 11)**

date	<b>17 DECEMBER 2020</b>	drawn by	<b>RB</b>
drawing number	<b>edp5988_d128c</b>	checked	<b>JB</b>
scale	<b>1:5,000 @ A3</b>	QA	<b>JTF</b>



**Order Limits**

**Built Development Boundary**

**Dormouse Habitat Type**

- Broadleaved Semi-natural Woodland
- Broadleaved Plantation Woodland
- Dense/continuous Scrub
- Scattered Scrub over Poor Semi-improved Grassland

**Impact Assessment Type**

- Lost Dormouse Habitat
- Retained Dormouse Habitat
- Enhanced Dormouse Habitat

**Impact Assessment**

Total loss of 51.13ha of suitable dormouse habitat, including:

**Broadleaved Semi-natural Woodland (high to moderate quality dormouse habitat)**  
 = 4.42ha lost from a total of 21.78ha existing (c. 20.29% of the existing total), 17.36ha retained.

**Broadleaved Plantation Woodland (moderate to low quality dormouse habitat)**  
 = 0.55ha lost from a total of 3.91ha existing (c. 14% of the existing total), 3.36ha retained.

**Dense/continuous Scrub (moderate quality)**  
 = 38.72ha from a total of 83.41ha existing (c. 46.42% of the existing total), 44.69ha retained.

**Scattered Scrub over Poor Semi-improved Grassland (low quality)**  
 = 7.44ha from a total of 12.56ha existing (59.22% of the existing total), 5.12ha retained.

client  
**London Resort Company Holdings Limited**

project title  
**The London Resort**

drawing title  
**Figure 12.48: Dormouse Habitat Impacts Plan (Sheet 4 of 11)**

date	<b>17 DECEMBER 2020</b>	drawn by	<b>RB</b>
drawing number	<b>edp5988_d128c</b>	checked	<b>JB</b>
scale	<b>1:5,000 @ A3</b>	QA	<b>JTF</b>



**Order Limits**

**Built Development Boundary**

**Dormouse Habitat Type**

- Broadleaved Semi-natural Woodland
- Broadleaved Plantation Woodland
- Dense/continuous Scrub
- Scattered Scrub over Poor Semi-improved Grassland

**Impact Assessment Type**

- Lost Dormouse Habitat
- Retained Dormouse Habitat
- Enhanced Dormouse Habitat

**Impact Assessment**

Total loss of 51.13ha of suitable dormouse habitat, including:

**Broadleaved Semi-natural Woodland (high to moderate quality dormouse habitat)**  
 = 4.42ha lost from a total of 21.78ha existing (c. 20.29% of the existing total), 17.36ha retained.

**Broadleaved Plantation Woodland (moderate to low quality dormouse habitat)**  
 = 0.55ha lost from a total of 3.91ha existing (c. 14% of the existing total), 3.36ha retained.

**Dense/continuous Scrub (moderate quality)**  
 = 38.72ha from a total of 83.41ha existing (c. 46.42% of the existing total), 44.69ha retained.

**Scattered Scrub over Poor Semi-improved Grassland (low quality)**  
 = 7.44ha from a total of 12.56ha existing (59.22% of the existing total), 5.12ha retained.

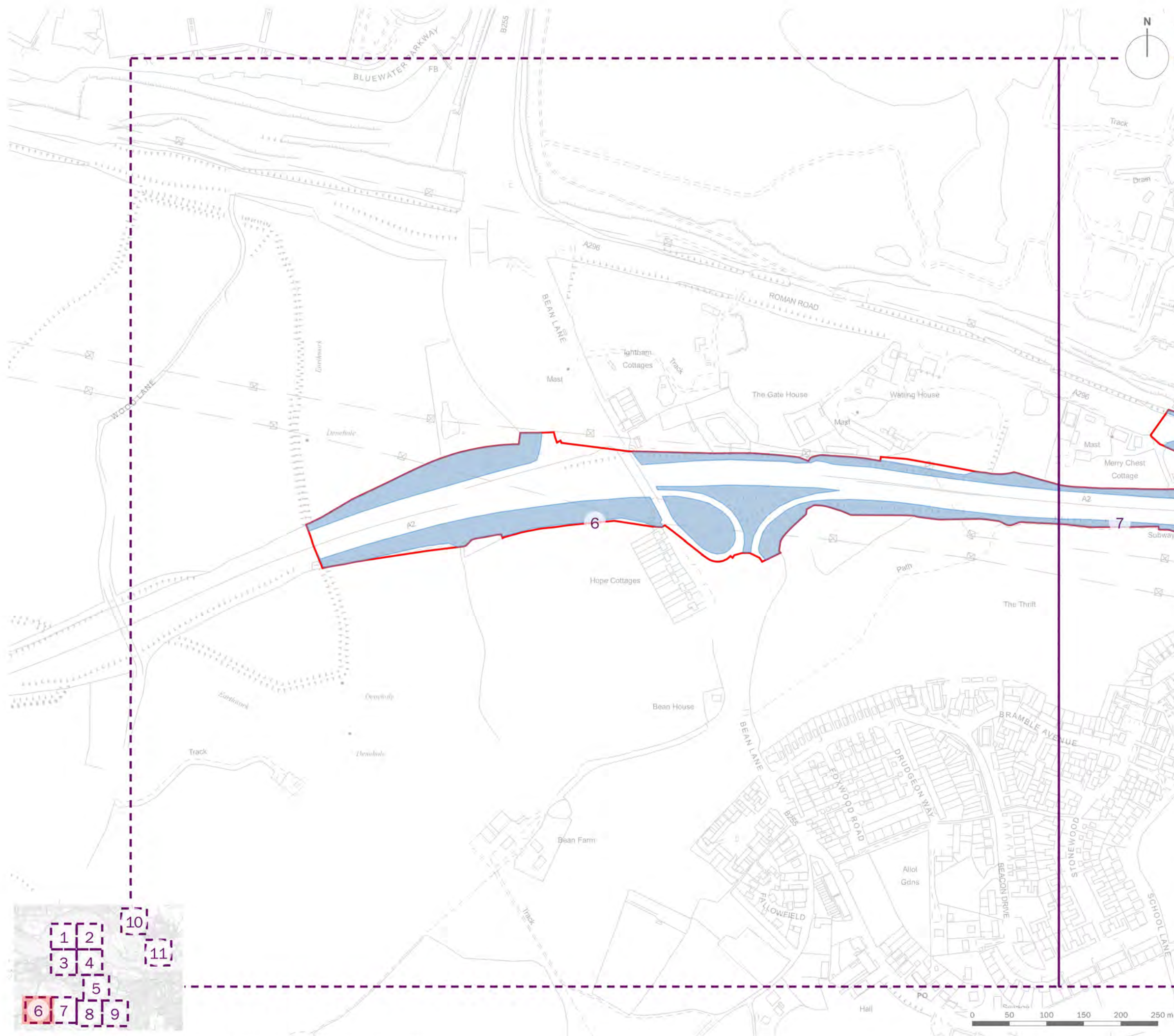
client  
**London Resort Company Holdings Limited**

project title  
**The London Resort**

drawing title  
**Figure 12.48: Dormouse Habitat Impacts Plan (Sheet 5 of 11)**

date	<b>17 DECEMBER 2020</b>	drawn by	<b>RB</b>
drawing number	<b>edp5988_d128c</b>	checked	<b>JB</b>
scale	<b>1:5,000 @ A3</b>	QA	<b>JTF</b>





**Order Limits**

**Built Development Boundary**

**Dormouse Habitat Type**

- Broadleaved Semi-natural Woodland
- Broadleaved Plantation Woodland
- Dense/continuous Scrub
- Scattered Scrub over Poor Semi-improved Grassland

**Impact Assessment Type**

- Lost Dormouse Habitat
- Retained Dormouse Habitat
- Enhanced Dormouse Habitat

**Impact Assessment**

Total loss of 51.13ha of suitable dormouse habitat, including:

**Broadleaved Semi-natural Woodland (high to moderate quality dormouse habitat)**  
 = 4.42ha lost from a total of 21.78ha existing (c. 20.29% of the existing total), 17.36ha retained.

**Broadleaved Plantation Woodland (moderate to low quality dormouse habitat)**  
 = 0.55ha lost from a total of 3.91ha existing (c. 14% of the existing total), 3.36ha retained.

**Dense/continuous Scrub (moderate quality)**  
 = 38.72ha from a total of 83.41ha existing (c. 46.42% of the existing total), 44.69ha retained.

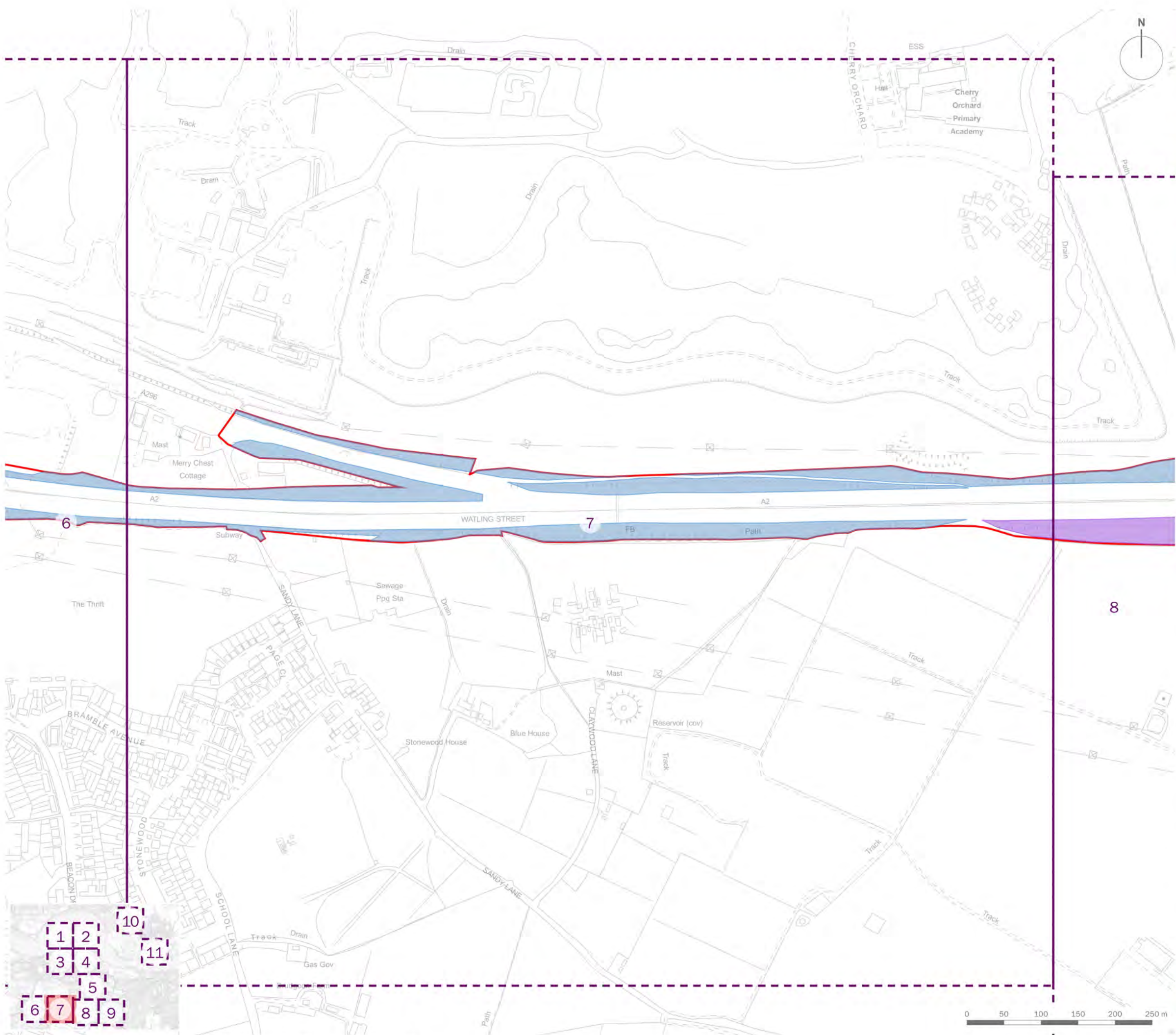
**Scattered Scrub over Poor Semi-improved Grassland (low quality)**  
 = 7.44ha from a total of 12.56ha existing (59.22% of the existing total), 5.12ha retained.

client  
**London Resort Company Holdings Limited**

project title  
**The London Resort**

drawing title  
**Figure 12.48: Dormouse Habitat Impacts Plan (Sheet 6 of 11)**

date	<b>17 DECEMBER 2020</b>	drawn by	<b>RB</b>
drawing number	<b>edp5988_d128c</b>	checked	<b>JB</b>
scale	<b>1:5,000 @ A3</b>	QA	<b>JTF</b>



**Order Limits**

**Built Development Boundary**

**Dormouse Habitat Type**

- Broadleaved Semi-natural Woodland
- Broadleaved Plantation Woodland
- Dense/continuous Scrub
- Scattered Scrub over Poor Semi-improved Grassland

**Impact Assessment Type**

- Lost Dormouse Habitat
- Retained Dormouse Habitat
- Enhanced Dormouse Habitat

**Impact Assessment**

Total loss of 51.13ha of suitable dormouse habitat, including:

**Broadleaved Semi-natural Woodland (high to moderate quality dormouse habitat)**  
 = 4.42ha lost from a total of 21.78ha existing (c. 20.29% of the existing total), 17.36ha retained.

**Broadleaved Plantation Woodland (moderate to low quality dormouse habitat)**  
 = 0.55ha lost from a total of 3.91ha existing (c. 14% of the existing total), 3.36ha retained.

**Dense/continuous Scrub (moderate quality)**  
 = 38.72ha from a total of 83.41ha existing (c. 46.42% of the existing total), 44.69ha retained.

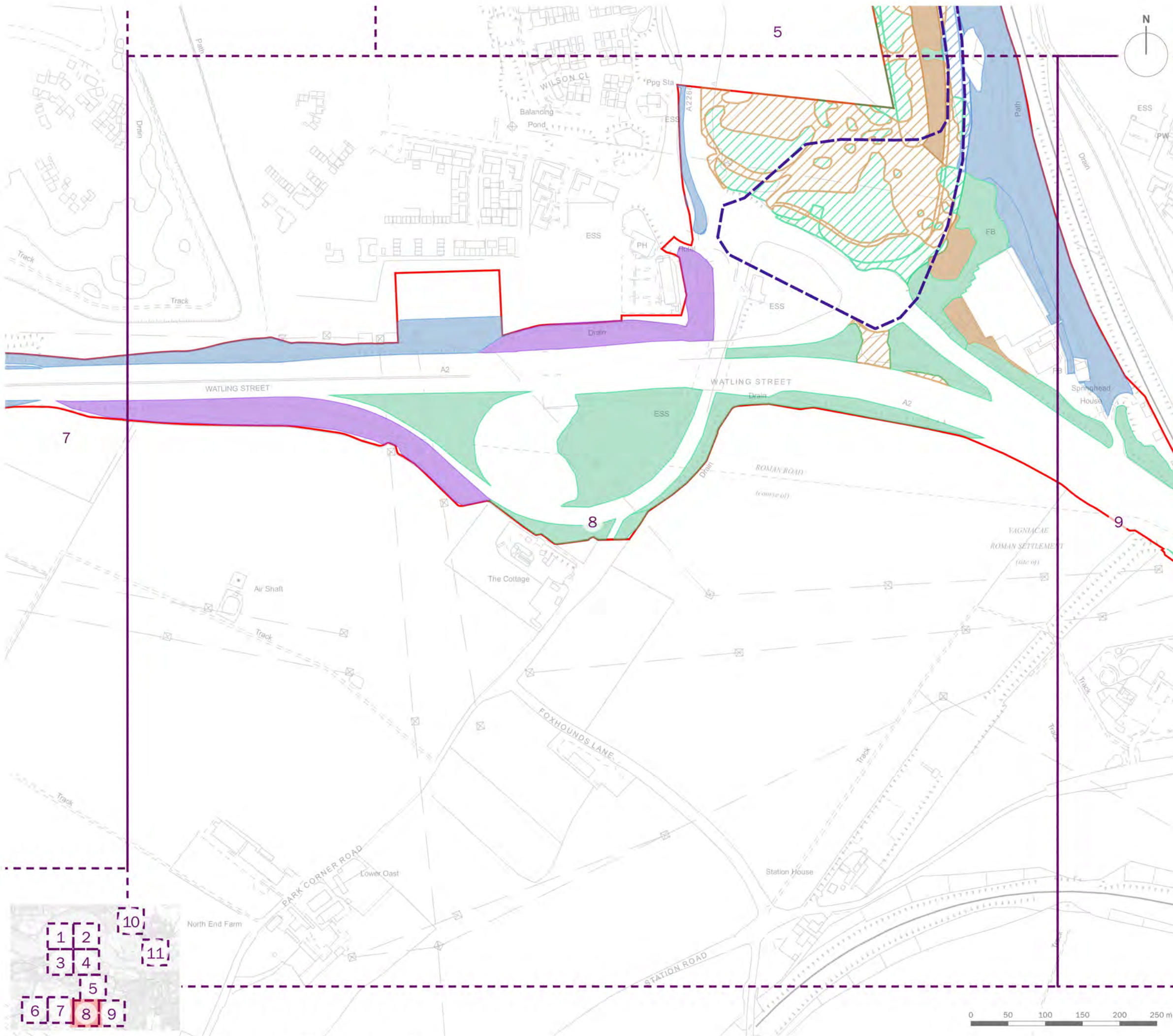
**Scattered Scrub over Poor Semi-improved Grassland (low quality)**  
 = 7.44ha from a total of 12.56ha existing (59.22% of the existing total), 5.12ha retained.

client  
**London Resort Company Holdings Limited**

project title  
**The London Resort**

drawing title  
**Figure 12.48: Dormouse Habitat Impacts Plan (Sheet 7 of 11)**

date	<b>17 DECEMBER 2020</b>	drawn by	<b>RB</b>
drawing number	<b>edp5988_d128c</b>	checked	<b>JB</b>
scale	<b>1:5,000 @ A3</b>	QA	<b>JTF</b>



**Order Limits**

**Built Development Boundary**

**Dormouse Habitat Type**

- Broadleaved Semi-natural Woodland
- Broadleaved Plantation Woodland
- Dense/continuous Scrub
- Scattered Scrub over Poor Semi-improved Grassland

**Impact Assessment Type**

- Lost Dormouse Habitat
- Retained Dormouse Habitat
- Enhanced Dormouse Habitat

**Impact Assessment**

Total loss of 51.13ha of suitable dormouse habitat, including:

**Broadleaved Semi-natural Woodland (high to moderate quality dormouse habitat)**  
 = 4.42ha lost from a total of 21.78ha existing (c. 20.29% of the existing total), 17.36ha retained.

**Broadleaved Plantation Woodland (moderate to low quality dormouse habitat)**  
 = 0.55ha lost from a total of 3.91ha existing (c. 14% of the existing total), 3.36ha retained.

**Dense/continuous Scrub (moderate quality)**  
 = 38.72ha from a total of 83.41ha existing (c. 46.42% of the existing total), 44.69ha retained.


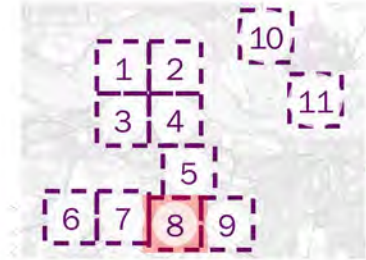
**Scattered Scrub over Poor Semi-improved Grassland (low quality)**  
 = 7.44ha from a total of 12.56ha existing (59.22% of the existing total), 5.12ha retained.

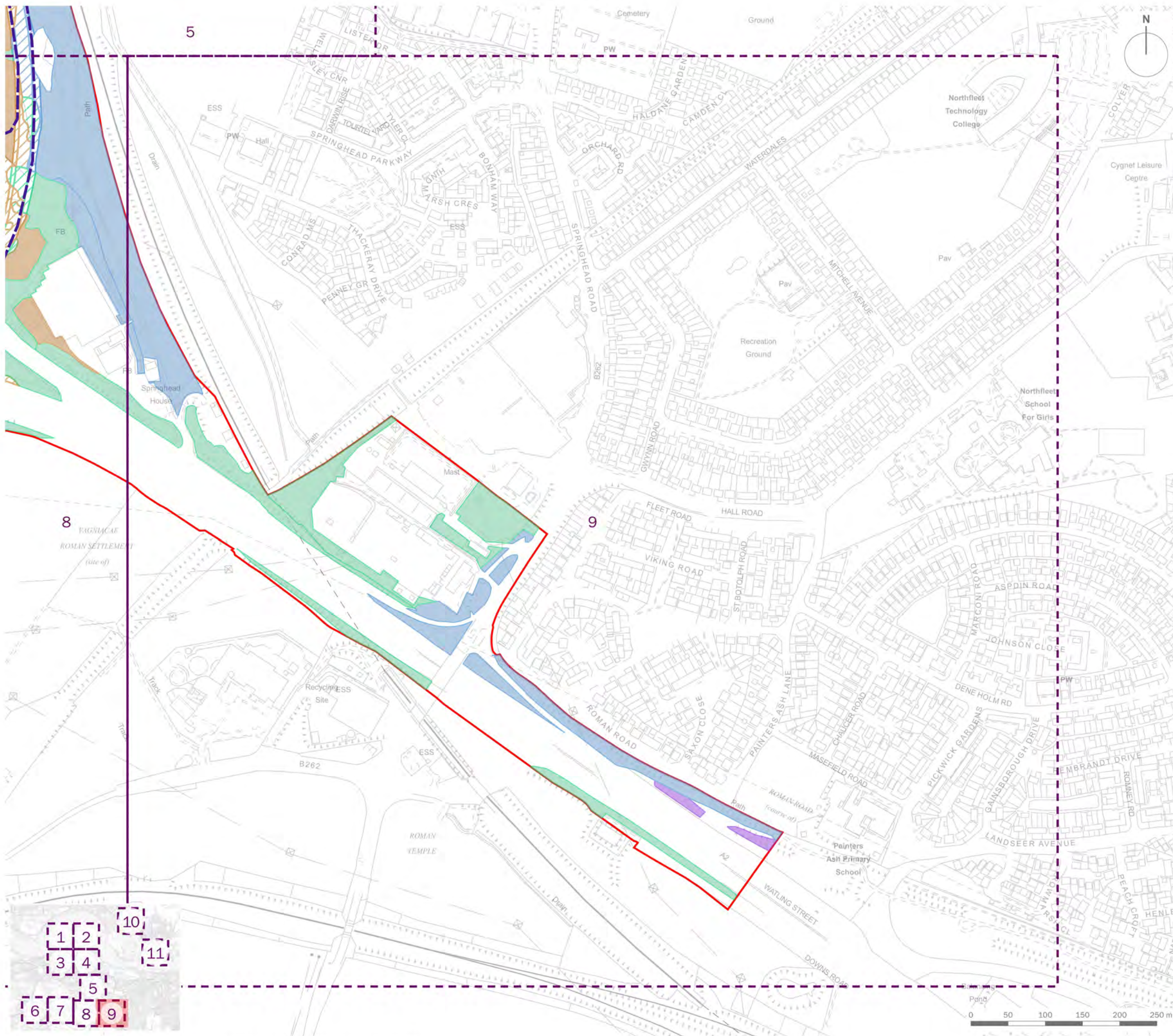
client  
**London Resort Company Holdings Limited**

project title  
**The London Resort**

drawing title  
**Figure 12.48: Dormouse Habitat Impacts Plan (Sheet 8 of 11)**

date	<b>17 DECEMBER 2020</b>	drawn by	<b>RB</b>
drawing number	<b>edp5988_d128c</b>	checked	<b>JB</b>
scale	<b>1:5,000 @ A3</b>	QA	<b>JTF</b>





**Order Limits**

**Built Development Boundary**

**Dormouse Habitat Type**

- Broadleaved Semi-natural Woodland
- Broadleaved Plantation Woodland
- Dense/continuous Scrub
- Scattered Scrub over Poor Semi-improved Grassland

**Impact Assessment Type**

- Lost Dormouse Habitat
- Retained Dormouse Habitat
- Enhanced Dormouse Habitat

**Impact Assessment**

Total loss of 51.13ha of suitable dormouse habitat, including:

**Broadleaved Semi-natural Woodland (high to moderate quality dormouse habitat)**  
 = 4.42ha lost from a total of 21.78ha existing (c. 20.29% of the existing total), 17.36ha retained.

**Broadleaved Plantation Woodland (moderate to low quality dormouse habitat)**  
 = 0.55ha lost from a total of 3.91ha existing (c. 14% of the existing total), 3.36ha retained.

**Dense/continuous Scrub (moderate quality)**  
 = 38.72ha from a total of 83.41ha existing (c. 46.42% of the existing total), 44.69ha retained.

**Scattered Scrub over Poor Semi-improved Grassland (low quality)**  
 = 7.44ha from a total of 12.56ha existing (59.22% of the existing total), 5.12ha retained.

client  
**London Resort Company Holdings Limited**

project title  
**The London Resort**

drawing title  
**Figure 12.48: Dormouse Habitat Impacts Plan (Sheet 9 of 11)**

date	17 DECEMBER 2020	drawn by	RB
drawing number	edp5988_d128c	checked	JB
scale	1:5,000 @ A3	QA	JTF



Registered office: 01285 740427 - www.edp-uk.co.uk - info@edp-uk.co.uk



**Order Limits**

**Built Development Boundary**

**Dormouse Habitat Type**

- Broadleaved Semi-natural Woodland
- Broadleaved Plantation Woodland
- Dense/continuous Scrub
- Scattered Scrub over Poor Semi-improved Grassland

**Impact Assessment Type**

- Lost Dormouse Habitat
- Retained Dormouse Habitat
- Enhanced Dormouse Habitat

**Impact Assessment**

Total loss of 51.13ha of suitable dormouse habitat, including:

**Broadleaved Semi-natural Woodland (high to moderate quality dormouse habitat)**  
 = 4.42ha lost from a total of 21.78ha existing (c. 20.29% of the existing total), 17.36ha retained.

**Broadleaved Plantation Woodland (moderate to low quality dormouse habitat)**  
 = 0.55ha lost from a total of 3.91ha existing (c. 14% of the existing total), 3.36ha retained.

**Dense/continuous Scrub (moderate quality)**  
 = 38.72ha from a total of 83.41ha existing (c. 46.42% of the existing total), 44.69ha retained.

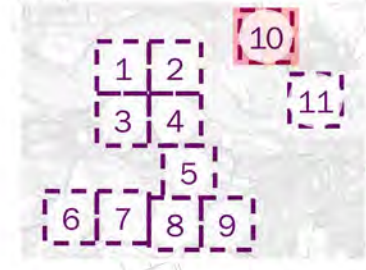
**Scattered Scrub over Poor Semi-improved Grassland (low quality)**  
 = 7.44ha from a total of 12.56ha existing (59.22% of the existing total), 5.12ha retained.

client  
**London Resort Company Holdings Limited**

project title  
**The London Resort**

drawing title  
**Figure 12.48: Dormouse Habitat Impacts Plan (Sheet 10 of 11)**

date **17 DECEMBER 2020** drawn by **RB**  
 drawing number **edp5988\_d128c** checked **JB**  
 scale **1:5,000 @ A3** QA **JTF**





**Order Limits**

**Built Development Boundary**

**Dormouse Habitat Type**

- Broadleaved Semi-natural Woodland
- Broadleaved Plantation Woodland
- Dense/continuous Scrub
- Scattered Scrub over Poor Semi-improved Grassland

**Impact Assessment Type**

- Lost Dormouse Habitat
- Retained Dormouse Habitat
- Enhanced Dormouse Habitat

**Impact Assessment**

Total loss of 51.13ha of suitable dormouse habitat, including:

**Broadleaved Semi-natural Woodland (high to moderate quality dormouse habitat)**  
 = 4.42ha lost from a total of 21.78ha existing (c. 20.29% of the existing total), 17.36ha retained.

**Broadleaved Plantation Woodland (moderate to low quality dormouse habitat)**  
 = 0.55ha lost from a total of 3.91ha existing (c. 14% of the existing total), 3.36ha retained.

**Dense/continuous Scrub (moderate quality)**  
 = 38.72ha from a total of 83.41ha existing (c. 46.42% of the existing total), 44.69ha retained.

**Scattered Scrub over Poor Semi-improved Grassland (low quality)**  
 = 7.44ha from a total of 12.56ha existing (59.22% of the existing total), 5.12ha retained.

client  
**London Resort Company Holdings Limited**

project title  
**The London Resort**

drawing title  
**Figure 12.48: Dormouse Habitat Impacts Plan (Sheet 11 of 11)**

date	<b>17 DECEMBER 2020</b>	drawn by	<b>RB</b>
drawing number	<b>edp5988_d128c</b>	checked	<b>JB</b>
scale	<b>1:5,000 @ A3</b>	QA	<b>JTF</b>